

# RIVIERA SPAS

FOR PRIVATE INSTALLATIONS

PRICE LIST 2024

Valid from 01.03.2024 (until revoked)  
Sales prices in Euro excl. VAT



# RivieraPool®

PREFABRICATED SWIMMING POOLS • WHIRLPOOLS

# STRATO 2.1



ANTHRACITE ELEGANCE  
Art.-no. CSTR15 01 34



Entry step for portable spas  
STRATO 2.1 und STRATO 2.4  
Dimensions: 83 x 49 x 42 cm (l x w x h)



# STRATO 2.4



ANTHRACITE ELEGANCE  
Art.-no. CSTR24 01 34



Colour combinations: Strato 2.1 and Strato 2.4 see page 14.

## RivieraPool®

### Riviera Portable Spa



	Strato 2.1	Strato 2.4
<b>Whirlpool type</b>		
Dimensions in cm outside	216 x 216 x 92 cm	236 x 236 x 92 cm
Water capacity in ltrs / Shell weight (without accessories)	1.200 l / 380 kg	1.660 l / 440 kg
<b>Basic equipment</b>		
Shell sanitary acrylic reinforced with fibreglass	●	●
PU-hard foam insulation in bottom and corners, insulating panels all around behind the cabinet panels	●	●
<b>Underwater colour LED-light</b>	2	2
<b>Supports for hardtop, 4 elements, extendible</b>	●	●
Headrest	4	5
<b>Jet Control</b>	2	2
<b>Superjets</b>	6 + 4	6 + 4 + 2
<b>Turbojets</b>	2	4
<b>Microjets</b>	10	12
<b>Air channel jets</b>	8	10
<b>Aeration for massage jets</b>	●	●
<b>Technical</b>		
Massage pump 1 x 1,0 kW	●	●
Massage pump 1 x 1,5 kW (not switchable via remote control)	-	●
2-speed-pump for filtration and massage	●	●
Blower 0,5 kW	●	●
Cartridge filter 50 sqft	1	1
Ozonator for basic disinfection	●	●
Heater 3 kW – 230 V	●	●
Pool-Control with Spa Touch	●	●
Balboa heat pump incl. pipework	<b>1.785,71</b> C 6 502 000	<b>1.785,71</b> C 6 502 000
Preparation for on-site heat pump max. flow rate 3.5 m³/h	<b>663,87</b> A 6 502 100	<b>663,87</b> A 6 502 100
Preparation for automatic control and dosing system	<b>155,46</b> A 6 502 300	<b>155,46</b> A 6 502 300
Connected load	<b>1 x 230 V / 16 Amp.</b>	<b>1 x 400 V / 16 Amp.</b>
<b>Pool in white/ covering made of aluminium profiles, fine structured surface</b> (Colour table + art.-no. see page 14)	<b>19.928,57</b> C STR 15 01..	<b>24.096,64</b> C STR 24 01..
<b>Accessories</b>		
Hardtop insulation cover, 4 parts, RivieraTex, with cover as protection against rain and pollution. Riviera Tex is a 100% dyed polyester fabric, PU-coated, water-resistant Colours: light grey (06), anthracite (08), beige grey (09)	<b>2.142,86</b> A STR 150 71..	<b>2.247,90</b> A STR 240 71..
Winter cover made of RivieraTex, Colours: light grey (06), beige grey (09)	<b>684,87</b> C STR 150 72..	<b>756,30</b> C STR 240 72..
Insulating cover (5 mm foam)	<b>466,39</b> C STR 150 700	<b>672,27</b> C STR 240 700
Lighting for the baseboards, LED white, (see page 12)	<b>508,40</b> C 7 010 130	<b>508,40</b> C 7 010 130
Ambient lighting in the wall panel (see illustration on p. 15)	<b>470,59</b> C 7 010 135	<b>491,60</b> C 7 010 136
LED light	●	●
Remote control for jet, whirl, light	<b>378,15</b> C 7 010 001	<b>378,15</b> C 7 010 001
Manual vacuum cleaner	<b>184,87</b> C 7 010 003	<b>184,87</b> C 7 010 003
Filter cartridge	<b>74,79</b> C L8 17-0050	<b>74,79</b> C L8 17-0050
Entry step incl. protective cover in colour white (10), anthracite (20), beige grey (30)	<b>789,92</b> A STR1507..	<b>789,92</b> A STR1507..
<b>Transport costs</b>	<b>on request</b>	<b>on request</b>

New!

New!

● = included

- = not included

## Riviera Inground Spa

An inground spa is an incredible permanent fixture to add to your home. With installation available for either the interior or exterior of your home, our inground spa is uniquely designed with a durable and resilient frame that offers maximum enjoyment wherever you choose to place it.

Our pools and spas are meticulously designed with dozens of high-end features that deliver an experience you will never forget. With an intense focus on creating a relaxing, comforting, and therapeutic experience, our design team crafted a massage jet system capable of providing a full spectrum of kneading options. The massage jet system was carefully created to provide a soothing, restorative, and relaxing experience for the entire body, with special attention being spent on the shoulder, neck, lower back, and feet.

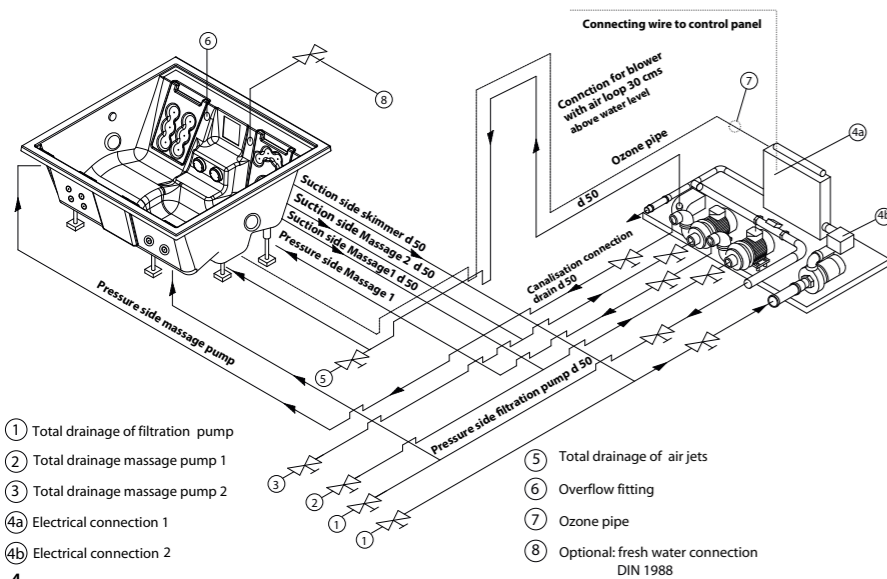
The powerful massage jets harness the power of water and air to create an adjustable and customizable massage experience. In addition to the massage jets, bubble seats can be added to your inground spa and pool experience, adding to the overall effervescent experience. By drawing in air and forcing through the jets and seats, your body will be treated to a therapeutic and healing massage. The heater provides a deep warmth that loosens muscles and calms the nerves. For those who seek even more warmth, our inground spas and pools can be equipped with an optional hot-water heat exchanger that can be directly connected to the boiler in your home, maximizing efficiency and adding extra heat to your experience. In other words, no matter how chilly it might be outside, the heating capacity of your spa and pool will keep you warm.

Featuring fully adjustable settings, features, and amenities found in the Pool Control Panel, including filter cycle programs, the inground spa and pool has everything you need to keep your pool running efficiently, all while keeping you relaxed. When something does go wrong, the LCD screen is able to identify a variety of warning messages or errors to help pinpoint you in the right direction. In addition to environment control panel optionally that is the nerve center of your pool, a convenient remote control comes with our spas – meaning you can make your adjustments without ever leaving the comfort of the water.

**Available Colours: white, sea blue, anthracite, limestone**

Fittings are light grey with stainless steel face plates.

Inground pools and spas from Riviera offer the ultimate in relaxation, convenience, and simplicity – everything your whirlpool needs for years and years of enjoyment.



Riviera inground spas		Strato 2.0	Strato 2.3	Wave 2.0	Roman 195	Roman 225
Basic equipment	<b>Type Whirlpool</b>					
	Dimensions in cm outside	194 x 194 x 80 cm	226 x 226 x 85 cm	206 x 226 x 85 cm	ø 193 cm / 83 cm	ø 223 cm / 83 cm
	Water capacity in ltrs / Shell weight (without accessories)	1.300 l / ca. 110 kg	1.800 l / ca. 170 kg	1.710 l / ca. 135 kg	1.100 l / ca. 100 kg	1.680 l / ca. 170 kg
	Shell from sanitary grade acrylic with fibreglass reinforcement	●	●	●	●	●
	Adjustable supporting frame	●	●	●	●	●
Massage equipment	PU foam insulation	●	●	●	●	●
	LED-Spot 8 W / 12V	1	1	1	1	1
	Headrests	4	4 (5 th place optional)	4	—	—
	<b>Superjets</b>	6 + 4	6 + 4	6	6	6
	<b>Turbojets</b>	2	2	4	4	4
Technical	<b>Microjets</b>	10	10	10	10	10
	<b>Air channel jets</b>	8	10	16	16	16
	<b>Hygiene and controls</b>					
	Flat skimmer with cartridge in plant room	—	—	—	●	●
	Skim filter with cartridge	●	●	●	—	—
Accessories	Distribution valve	2	2	2	2	2
	<b>Sales prices in Euro excl. VAT</b>					
	Colours: white	<b>13.075,63</b> C STR 110 001	<b>14.453,78</b> C STR 210 001	<b>13.764,71</b> C WAV 110 001	<b>13.252,10</b> C ROM 110 001	<b>14.647,06</b> C ROM 210 001
	sea blue	C STR 110 002	C STR 210 002	C WAV 110 002	C ROM 110 002	C ROM 210 002
	anthracite (25), dark grey limestone (26), light grey	<b>13.642,86</b> C STR 110 025 C STR 110 026	<b>14.747,90</b> C STR 210 025 C STR 210 026	<b>14.336,13</b> C WAV 110 025 C WAV 110 026	<b>13.810,92</b> C ROM 110 025 C ROM 110 026	<b>15.214,29</b> C ROM 210 025 C ROM 210 026
Technical	<b>Technical equipment ELS</b>					
	Filter pump	1	1	1	1	1
	Massage pump	2	2	2	2	2
	Heater kW	3	3 + 2	3 + 2	3 + 2	3 + 2
	Blower	1	1	1	1	1
Accessories	Pool control with Spa Touch	●	●	●	● *2	● *2
	Preparation for heat pump	<b>672,27</b> A 6 502 200	<b>672,27</b> A 6 502 200	<b>672,27</b> A 6 502 200	<b>672,27</b> A 6 502 200	<b>672,27</b> A 6 502 200
	Connected load in kW	<b>1 x 230 V - 16 A</b>	<b>2 x 230 V - 16 A</b>	<b>2 x 230 V - 16 A</b>	<b>2 x 230 V - 16 A</b>	<b>2 x 230 V - 16 A</b>
	<b>Sales prices in Euro excl. VAT</b>	<b>4.247,90</b> C 6 500 151	<b>4.882,35</b> C 6 500 152	<b>4.882,35</b> C 6 500 152	<b>7.155,46</b> C 6 500 101	<b>7.155,46</b> C 6 500 101
	<b>Technical equipment PWW</b> identical to ELS *1 but with heat exchanger 40 kW in addition to 1 x 3 kW electric heater	<b>5.067,23</b> C 6 500 161 <b>1 x 230 V - 16 A</b>	<b>5.521,01</b> C 6 500 162 <b>1 x 230 V - 16 A</b>	<b>5.521,01</b> C 6 500 162 <b>1 x 230 V - 16 A</b>	<b>7.823,53</b> C 6 500 111 <b>1 x 230 V - 16 A</b>	<b>7.823,53</b> C 6 500 111 <b>1 x 230 V - 16 A</b>
Accessories	Remote control for jet, whirl, light	<b>378,15</b> C 7 010 001	<b>378,15</b> C 7 010 001	<b>378,15</b> C 7 010 001	<b>incl.</b>	<b>incl.</b>
	Vacuum Hoover manual	<b>184,87</b> C 7 010 003	<b>184,87</b> C 7 010 003	<b>184,87</b> C 7 010 003	<b>184,87</b> C 7 010 003	<b>184,87</b> C 7 010 003
	Insulating cover white (5 mm foam)	<b>466,39</b> C STR 110 700	<b>684,87</b> C STR 210 700	<b>529,41</b> C WAV 110 700	<b>579,83</b> C 5 260 021	<b>655,46</b> C 5 260 005
	Hardtop insulation cover made of RivieraTex, 4-pieces, Colours: anthracite (08), beige grey (09), light grey (06)	<b>2.004,20</b> A STR110 72..	<b>2.172,27</b> A STR210 72..	<b>2.226,89</b> A WAV210 72..	—	—
	Protective cover for hardtop, Colours: anthracite (08), beige grey (09), light grey (06)	<b>449,58</b> A STR110 77..	<b>449,58</b> A STR210 77..	<b>449,58</b> A WAV210 75..	—	—
	Hardtop insulation cover "Wind & Weather", made of RivieraTex, 4 -pieces (2-pieces for Roman 195 + 225) Colours: anthracite (08), beige grey (09), light grey (06)	<b>2.004,20</b> A STR110 73..	<b>2.172,27</b> A STR210 73..	<b>2.201,68</b> A WAV210 73..	<b>1.344,54</b> A Rom110 71..	<b>1.550,42</b> A Rom210 71..
	Protective cover for hardtop "Wind & Weather", Colours: anthracite (08), beige grey (09), light grey (06)	<b>474,79</b> A STR110 76..	<b>525,21</b> A STR210 76..	<b>474,79</b> A WAV210 74..	<b>638,66</b> A Rom110 72..	<b>735,29</b> A Rom210 72..
	Additional Massage Equipment opposite the steps, 4 multi-jets, 1 Multi-Masterjet, with its own pump 1,5 kW and circuit (not switchable via remote control), connection 400 V	—	<b>1.378,15*</b> C 7 010 142	—	—	—
	Grabrail, stainless steel, polished	<b>504,20</b> B 5 220 000	<b>504,20</b> B 5 220 000	<b>504,20</b> B 5 220 000	<b>504,20</b> B 5 220 000	<b>504,20</b> B 5 220 000
	Filter cartridge per piece	<b>74,79</b> C L8 17-0050	<b>74,79</b> C L8 17-5000	<b>74,79</b> C L8 17-5000	<b>105,88</b> C 6 007 000	<b>105,88</b> C 6 007 000
Inlet fitting made of PVC, colours: white (21), black (22)	<b>247,90</b> A 3 133 1..	<b>247,90</b> A 3 133 1..	<b>247,90</b> A 3 133 1..	<b>247,90</b> A 3 133 1..	<b>247,90</b> A 3 133 1..	
Overflow fitting made of PVC, colours: white (21), black (22)	<b>247,90</b> A 3 133 1..	<b>247,90</b> A 3 133 1..	<b>247,90</b> A 3 133 1..	<b>247,90</b> A 3 133 1..	<b>247,90</b> A 3 133 1..	
<b>Transport costs</b>	<b>on request</b>	<b>on request</b>	<b>on request</b>	<b>on request</b>	<b>on request</b>	

\*1 not switchable via remote control, 400 V connection

\*2 not installed in the pool, installation in technical room or bathroom.

● = included

— = not included

# Riviera Highline Spas

The next level in relaxation and luxury, Riviera Highline Spas are available for permanent installation anywhere inside or outside of your home. Designed for indoor or outdoor use, this spa will treat you to years of therapeutic massage, comfort, and relaxation.

Complete with an adjustable support frame designed to meet your specific needs, including an overflow gutter. The Riviera Highline spa is self-supporting and comes standard with adjustable legs. Constructed from sanitary and durable acrylic, the shell of the pool includes specially designed massage jets that are engineered, installed, and plumbed within the factory. The nozzles are designed and arranged to hit the major spaces of tension within the body, offering deep, soothing, and restorative massage that delights. Whether you want a deep massage or a light kneading, the adjustable jets will provide the exact level of complete relaxation you desire.

The powerful massage jets harness the power of water and air to create an adjustable and customizable massage experience. In addition to the massage jets, bubble seats can be added to your inground spa and pool experience, adding to the overall effervescent experience. By drawing in air and forcing through the jets and seats, your body will be treated to a therapeutic and healing massage that combines the soothing heat from the water with air being drawn from outside. The 5 KW heater provides a deep warmth that loosens muscles and calms the nerves. For those who seek even more warmth, our inground spas and pools can be equipped with an optional hot-water heat exchanger that can be directly connected to the boiler in your home, maximizing efficiency and adding extra heat to your experience. In other words, no matter how chilly it might be outside, the heating capacity of your spa and pool will keep you warm.

Featuring fully adjustable settings, features, and amenities found in the Pool Control Panel, including filter cycle programs, the inground spa and pool has everything you need to keep your pool running efficiently, all while keeping you relaxed. When something does go wrong, the LCD screen is able to identify a variety of

**The air suction for the seating should be installed in the technical room or at a suitable place above the water level.**

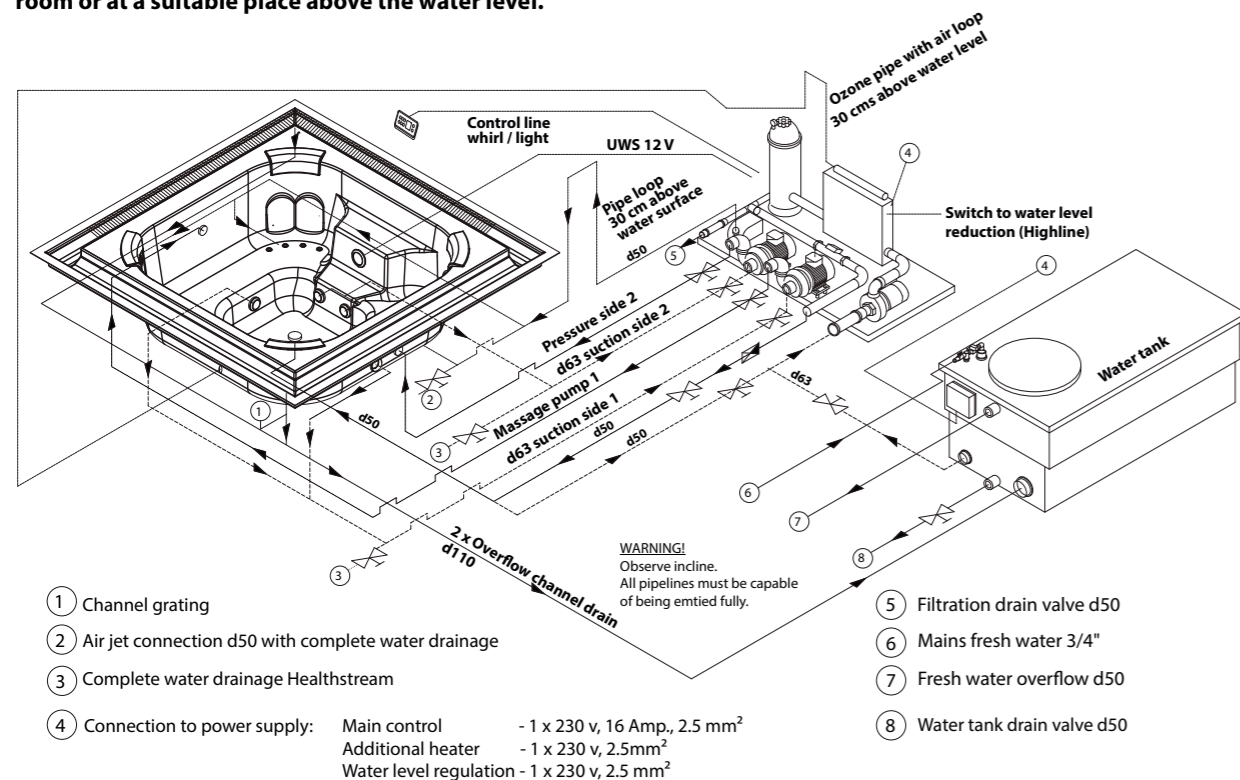
warning messages or errors to help pinpoint you in the right direction. In addition to the environment control panel that is the nerve center of your pool, a convenient remote control comes optionally with our spas – meaning you can make your adjustments without ever leaving the comfort of the water. The optional technical package comes complete with a heater, circulation pump, filter vessel, massage pumps, jets, and blowers. This package includes separate installation away from the spa itself, isolating the equipment in another space, cutting down on potentially intrusive noises and visuals, delivering a truly calming sensory experience without the clutter of equipment. The distance between the spa and the equipment should not exceed 10 m, and the overflow tank must be installed below the water level.

The Wave 255 operates as an overflow spa solution, allowing for rapid adjustment and capable of performing like a skimmer spa. The pool is also covered by an insulated cover, saving energy and keeping the pool ready to use at a moment's notice.

Highline Spas from Riviera Pools offer everything you could ever dream of in your whirlpool experience, offering years of relaxation, comfort, and luxury.



Overflow channel covered by coping stones.



## Riviera Wave

	Wave 255 Highline	Wave 255	
<b>Type Whirlpool</b>			
Dimensions in cm	254 x 254 x 77 cm	254 x 254 x 77 cm	
Water capacity in ltrs	ca. 1.680 l	ca. 1.680 l	
Shell weight (without Accessories + Technique pallet)	170 kg	170 kg	
<b>Basic equipment</b>	Shell from sanitary grade acrylic with fibreglass reinforcement	●	
	PU foam insulation	●	
	Adjustable supporting frame and channel reinforcement	●	
	LED-Spot 8 W / 12V	1	
	Channel grating, PVC	—	
	Support for gutter coping stone	●	
	Channel drains, PVC	2 x d 110	2 x d 110
<b>Massage equipment</b>	<b>Superjets</b>	6	
	<b>Microjets</b>	10	
	<b>Turbojets</b>	4	
	<b>Volcano jet</b>	1	
	<b>Air channel seats</b>	4	
	<b>Jet Control</b>	2	
	<b>Sales prices in Euro excl. VAT</b>		
Colours: white (01), sea blue (02)	18.361,34 C WAV 210 0..	17.781,51 C WAV 220 0..	
anthracite (25), dark grey, limestone (26), light grey	19.710,08 C WAV 210 0..	19.117,65 C WAV 220 0..	
<b>Technical</b>	<b>Technical package EL/Ü</b>		
	Pool control with Spa Touch	1	
	Massage pump	2	
	Filter pump	1	
	Cartridge filter 50sq/ft	1	
	Blower	1	
	Ozone basic disinfection	●	
	Transformer 50 W-12 V	●	
	Electric heater 230 V - 2 + 3 kW, Total connected load 2 x 230 V -16 Amp.	●	
	Motorised changeover valve	1	
Preparation for heat pump	672,27 A 6 502 200	672,27 A 6 502 200	
<b>Sales prices in Euro excl. VAT</b>	8.718,49 C 6 500 300	6.777,31 C 6 500 100	
<b>Technical package PWW</b> as technical package EL but with heat exchanger 40 kW in addition to 1 x 3 kW electric heater, 1 x 230 V-16 Amp.	9.378,15 C 6 500 310	7.445,38 C 6 500 110	
	<b>Power Pak</b> , 2 massage pumps, 1 blower, transformer 50 VA, 4 Piezo-buttons and switchbox 400 V	8.046,22 C 6 500 325	6.075,63 C 6 500 123
<b>Accessories</b>	Water tank 1.000 l capacity with water level regulator, dimensions: 2,00 x 1,15 x 0,80 m	4.504,20 A 5 310 600	4.504,20 A 5 310 600
	Insulating cover (5 mm foam)	920,17 C WAV 210 700	920,17 C WAV 210 700
	Remote control for jet, whirl, light	378,15 C 7 010 001	378,15 C 7 010 001
	Vacuum Hoover manual	184,87 C 7 010 003	184,87 C 7 010 003
	Grabrail, stainless steel, polished	504,20 B 5 220 000	504,20 B 5 220 000
	Overflow channel lighting	1.701,68 A 2 012 175	1.701,68 A 2 012 175
	Filter cartridge per piece	105,88 C 6 007 000	105,88 C 6 007 000
<b>Transport costs</b>	on request * 1	on request * 1	

\* 1 A crane or a forklift with long forks is required for the unloading.

● = included

— = not included

## Overflow Spas

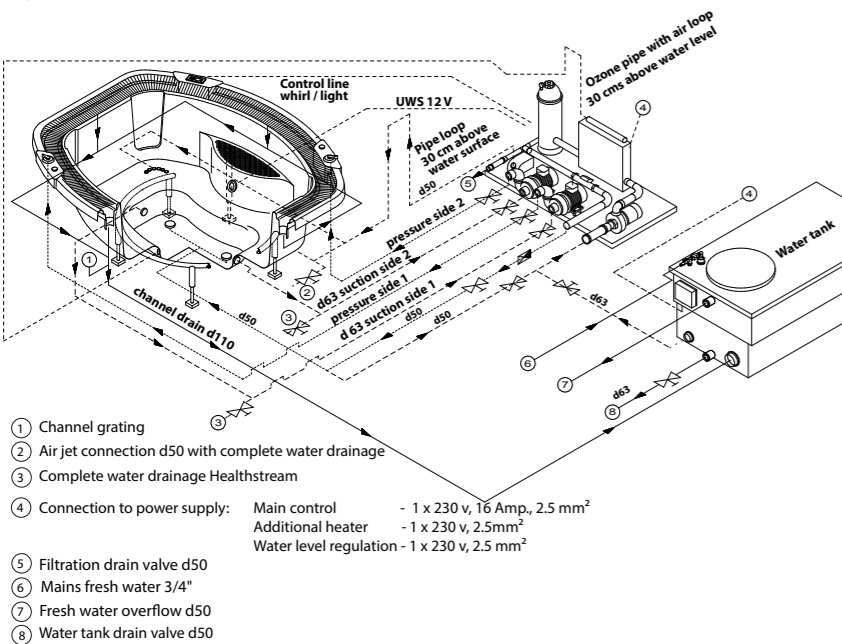
The ultimate whirlpool experience, the Overflow Spa is designed for years and years of luxurious relaxation. Elegantly designed, the Overflow Spa at Riviera Pools is our most exclusive pool to date. Riviera Overflow Spas are available for permanent installation anywhere inside or outside of your home. Designed for indoor or outdoor use, this spa will treat you to years of therapeutic massage, comfort, and relaxation.

The innovative design and meticulous engineering of the Overflow Spa offers the most massage features of any of our pools. Constructed from sanitary and durable acrylic, the shell of the pool includes of specially designed massage jets that are engineered, installed, and plumbed within the factory. The nozzles are designed and arranged to hit the major spaces of tension within the body, offering deep, soothing, and restorative massage that delights. Whether you want a deep massage or a light kneading, the adjustable jets will provide the exact level of complete relaxation you desire. The Overflow Spa is designed for the discerning pool owner who demands nothing but the ultimate in soothing relaxation.

Featuring fully adjustable settings, features, and amenities found in the Pool Control Panel, including filter cycle programs, the and pool has everything you need to keep running efficiently, all while keeping you relaxed. With adjustable jets, flow, lights and the Overflow Spa delivers a truly unique experience every time you step into the pool. Designed for easy maintenance and repair, this spa offers years of stress-free operation. When something does go wrong, the screen is able to identify a variety of warning messages or errors to help pinpoint you in the right direction. In addition to the environment control panel that is the nerve center of your pool, a convenient remote control comes optionally with our spas – meaning you can make your adjustments without ever leaving the comfort of the water.

The optional technical package comes complete with a heater, circulation pump, filter vessel, massage pumps, jets, and blowers. This package includes separate installation away from the spa itself, isolating the equipment in another space, cutting down on potentially intrusive noises and visuals, delivering a truly calming sensory experience without the clutter of equipment. The distance between the spa and the equipment should not exceed 10 m, and the overflow tank must be installed below the water level.

Ultimate relaxation. Ultimate luxury. Ultimate flexibility. The Overflow Spa is your ultimate whirlpool experience, designed to pamper you for years to come.



Overflow Spas		Relaxo 255	Roman 255	Roman 285
Basic equipment	<b>Type Whirlpool</b>			
	Dimensions in cm	255 x 255 x 104 cm	ø 252 / 87 (74) cm	ø 281 / 87 (74) cm
	Water capacity in ltrs	1.600 l	1.420 (1.320) l	2.020 (1.900) l
	Shell weight (without accessories)	170 kg	170 (160) kg	215 (205) kg
	Shell sanitary acrylic shell Fibreglass reinforcement	●	●	●
	PU foam insulation	●	●	●
	Adjustable supporting frame and channel reinforcement	●	●	●
	8 adjustable overflow channel supports	—	●	●
	LED-Spot 8 W / 12V	1	1	1
	Channel grating, PVC	●	●	●
Channel drains, PVC	<b>2 x d 125</b>	<b>1 x d 110</b>	<b>1 x d 110</b>	
Massage equipment	<b>Shortened edge for tiling "Stone Edge" (illustrations + description see page 13)</b>	—	● <b>504,20</b> WPZ01000030	● <b>529,41</b> WPZ01000040
	<b>Superjets</b>	—	<b>6</b>	<b>6</b>
	<b>Microjets</b>	<b>10 + 4</b>	<b>8</b>	<b>8</b>
	<b>Multi-Masterjet</b>	<b>1</b>	—	—
	<b>Multijets</b>	<b>2</b>	—	—
	<b>Turbojets</b>	<b>2</b>	<b>4</b>	<b>4</b>
	<b>Hydrojets</b>	—	—	—
	<b>Volcano jet</b>	<b>1</b>	<b>floor drain</b>	<b>floor drain</b>
	<b>Air channel jets</b>	<b>2 x 6</b>	<b>70</b>	<b>70</b>
	<b>Air Control</b>	<b>2</b>	<b>air suction</b>	<b>air suction</b>
<b>Jet Control</b>	<b>2</b>	—	—	
<b>Sales prices in Euro excl. VAT</b>	<b>16.588,24</b> C 1 350..	<b>20.613,45</b> B Rom 310 0..	<b>23.281,51</b> B Rom 410 0..	
Colours: white (01), sea blue (02)	<b>17.953,78</b> C 1 350..	<b>22.033,61</b> B Rom 310 0..	<b>24.634,45</b> B Rom 410 0..	
anthracite (25), dark grey, limestone (26), light grey				
Technical	<b>Technical package EL/Ü</b>			
	Pool control with Spa Touch	<b>1</b>	<b>1</b>	<b>1</b>
	Massage pump	<b>2</b>	<b>2</b>	<b>2</b>
	Filterpump	<b>1</b>	<b>1</b>	<b>1</b>
	Cartridge filter container 50 sqft	<b>1</b>	<b>1</b>	<b>1</b>
	Blower	<b>1</b>	<b>1</b>	<b>1</b>
	Ozonator for basic disinfection	●	●	●
	Transformer 50 W-12 V	●	●	●
	Electric heater 230 V - 2 + 3 kW,	●	●	●
	Total connected load 2 x 230 V -16 Amp.	●	●	●
<b>Sales prices in Euro excl. VAT</b>	<b>6.777,31</b> C 6 500 100	<b>7.302,52</b> C 6 500 102	<b>7.302,52</b> C 6 500 102	
<b>Technical package PWW</b>				
identical to EL/Ü but with heat exchanger 40 kW in addition to 1 x 3 kW electric heater, 1 x 230 V-16 Amp.	<b>7.445,38</b> C 6 500 110	<b>7.970,59</b> C 6 500 112	<b>7.970,59</b> C 6 500 112	
<b>Power Pak</b> , 2 massage pumps, 1 blower, transformer 50 VA, 4 Piezo-buttons and switchbox 400 V	<b>6.075,63</b> C 6 500 123	<b>6.075,63</b> C 6 500 123	<b>6.075,63</b> C 6 500 123	
Accessories	Water tank 1.000 l capacity with water level regulator, dimensions: 2,00 x 1,15 x 0,80 m	<b>4.504,20</b> A 5 310 600	<b>4.504,20</b> A 5 310 600	<b>4.504,20</b> A 5 310 600
	Insulating cover (5 mm foam)	<b>920,17</b> C 5 260 024	<b>848,74</b> C 5 260 022	<b>928,57</b> C 5 260 010
	Manual vacuum cleaner	<b>184,87</b> C 7 010 003	<b>184,87</b> C 7 010 003	<b>184,87</b> C 7 010 003
	Grabrail, stainless steel, polished	<b>504,20</b> B 5 220 000	<b>504,20</b> B 5 220 000	<b>504,20</b> B 5 220 000
	Anti-slip coating of entry steps, color: transparent	<b>500,00</b> B 2 200 121	<b>500,00</b> B 2 200 121	<b>500,00</b> B 2 200 121
	Filter cartridge per piece	<b>105,88</b> C 6 007 000	<b>105,88</b> C 6 007 000	<b>105,88</b> C 6 007 000
	<b>Transport costs</b>	<b>on request</b>	<b>on request</b>	<b>on request</b>

**Head rests for Strato 2.1/Strato 2.4**

Colours: light grey, dimensions: 272 x 400 mm  
 anthracite, dimensions: 272 x 400 mm  
 light grey, dimensions: 363 x 400 mm (skimmer side)  
 anthracite, dimensions: 363 x 400 mm (skimmer side)

**100,84**  
 C WPZ 00 700 060  
**100,84**  
 C WPZ 00 700 061  
**100,84**  
 C WPZ 00 700 070  
**100,84**  
 C WPZ 00 700 071




Headrest for Strato 2.1 + 2.4

**Head rests for Wave**

incl. 2 fixing bolts

Colour: grey  
 white

**84,03**  
 C LO 210 050 502  
**84,03**  
 C LO 210 050 503



Headrest for Wave

**Head rests for 2.0 und 2.3**

**71,43**  
 WPZ 6 502 150

**Headrest for Strato 2.0/ Strato 2.3**

hinged, black, incl. 2 mounting pins

**112,61**  
 C LO 210 050 511



Headrest for Strato 2.0/2.3

**Headrest cover**

Riviera CS for Strato 2.0 / 2.3

Colours: light blue per piece  
 blackberry per piece  
 grey per piece

**75,63**  
 C WPZ 00 700 052  
**75,63**  
 C WPZ 00 700 053  
**75,63**  
 C WPZ 00 700 054



Headrest cover for Strato 2.0/2.3

**Entry step for Strato 2.1/Strato 2.4**

Dimensions: 83 x 49 x 42 cm (L x W x H), aluminum profile with a fine structured surface lid can be opened, with RivieraTex cover

Colours: light grey  
 anthracite  
 beige grey

**789,92**  
 A STR 150 710  
**789,92**  
 A STR 150 720  
**789,92**  
 A STR 150 730



Step for Strato 2.1/ Strato 2.4

**Hardtop cover for inground spas**

4 parts, made of RivieraTex, RivieraTex is a 100% dyed polyester fabric, PU-coated, water-repellent (colour overview: see page 15)

Colours: anthracite (08)  
 beige grey (09)  
 light grey (06)

**Price**  
 see inside



Hardtop cover made of RivieraTex

**Cover for portable spa hardtops as protection against pollution and rain, made of RivieraTex.**

RivieraTex is a 100% dyed polyester fabric, PU-coated, water-repellent (colour overview: see page 15)

**Strato 2.0** (port.) light grey (06), anthracite (08), beige grey (09)

**277,31**  
 C STR 110 75 ..

**Strato 2.1** (port.) light grey (06), anthracite (08), beige grey (09)

**319,33**  
 C STR 150 73 ..

**Strato 2.3** (port.) light grey (06), anthracite (08), beige grey (09)

**369,75**  
 C STR 210 75 ..

**Strato 2.4** (port.) light grey (06), anthracite (08), beige grey (09)

**357,14**  
 C STR 240 73 ..

**Wave 2.0** (port.) light grey (06), anthracite (08), beige grey (09)

**369,75**  
 C WAV 120 73 ..



Cover for hardtop, Strato portable



Winter cover for Strato portable

**Winter cover for portable spas as protection against pollution and rain, made of RivieraTex.**

RivieraTex is a 100% dyed polyester fabric, PU-coated, water-repellent (colour overview: see page 15)

**Strato 2.0** (portable) light grey (06), beige grey (09)

**550,42**  
 C STR 110 74 ..

**Strato 2.1** (portable) light grey (06), beige grey (09)

**684,87**  
 C STR 150 72 ..

**Strato 2.3** (portable) light grey (06), beige grey (09)

**756,30**  
 C STR 210 74 ..

**Strato 2.4** (portable) light grey (06), beige grey (09)

**756,30**  
 C STR 240 72 ..

**Wave 2.0** (portable) light grey (06), beige grey (09)

**756,30**  
 C WAV 120 72 ..




Hardtop cover "wind & weather" with slope (figure similar)

**Hardtop cover "Wind & Weather" for inground spas**

with slope, 4 parts, made of RivieraTex, RivieraTex is a 100% dyed polyester fabric, PU-coated, water-repellent (colour overview: see page 15)

Colours: anthracite (08)  
 beige grey (09)  
 light grey (06)

**Price**  
 see inside



Insulating cover

**Insulating cover**

5 mm

**Price**  
 see inside

**LED lights for inground spas**  
WP-LED-UWS, 4/4, 3.0, 24 V DC, **warm white**,  
face plate: stainless **steel polished**, with 5 m silicon cable

**588,24**  
A 4 534 325

**Ditto RGBW**  
**588,24**  
A 4 534 365

**LED light**  
WP-LED-UWS, 4/4, 3.0, 24 V DC, **warm white**,  
face plate: **white**, with 5 m silicon cable

**588,24**  
A 4 534 326

**Ditto RGBW**  
**588,24**  
A 4 534 366

**LED spot Mini**, 8W /12V, 5 m cable  
**504,20**  
A 4 122 180

**Pre-assembly**  
**25,21**  
B 999 001



WP LED light 4/4



LED spot Mini

**Power supply 100-277 V AC/24 V DC**, 200 W for two  
21-piece, for 15-piece, or 6 x 3-piece high-power  
LED 2.0, monochrome  
**697,48**  
A 3 534 030

**Electrical ballast 100-277 V AC/24 V DC**, 200 W for two  
21-piece, for 15-piece, or six 3-piece high-power  
LED 2.0, RGB  
**1.197,48**  
A 3 534 040

**LED-remote control for coloured LED lights**  
consisting of:  
**Hand-held remote control** incl. receiver, antenna  
and cable  
**756,30**  
A 3 534 050




Remote control

**Remote control**  
for jet, whirl, light  
**378,15**  
C 7 010 001



Remote control

**Lighting of the baseboards**  
LED white  
**Price**  
see inside



Lighting of the baseboards, LED white

**Stainless steel grabrail**  
stainless steel, polished, with connection kit  
(2 grabrails recommended) per piece **504,20**  
B 5 220 000



Grabrail, stainless steel, polished

**Manual vacuum cleaner**  
For a simple dirt suction on the pool ground.  
**184,87**  
C 7 010 003



Manual vacuum cleaner

**Shortened edge for tiling "Stone Edge"**  
The Stone Edge enables stone or tile material to be applied flush with  
the floor. This means that the usual white edge is no longer present  
and considerably enhances the appearance of the whirlpool. The  
pool appears slimmer and integrates elegantly into the surroundings.

**Roman 255** **504,20**  
WPZ01000030

**Roman 285** **529,41**  
WPZ01000040



ELEGANCE



**ANTHRACITE ELEGANCE**  
 Strato 2.1 Art.-no. C STR 15 01 34  
 Strato 2.4 Art.-no. C STR 24 01 34



**WHITE ELEGANCE**  
 Strato 2.1 Art.-no. C STR 15 01 31  
 Strato 2.4 Art.-no. C STR 24 01 31



**BEIGE ELEGANCE**  
 Strato 2.1 Art.-no. C STR 15 01 35  
 Strato 2.4 Art.-no. C STR 24 01 35

LITE



**BEIGE LITE**  
 Strato 2.1 Art.-no. C STR 15 01 33  
 Strato 2.4 Art.-no. C STR 24 01 33



**ANTHRACITE LITE**  
 Strato 2.1 Art.-no. C STR 15 01 32  
 Strato 2.4 Art.-no. C STR 24 01 32

Designpackage	Pool/acryl	Covering	Corner	Headrest	Steps	Cover
WHITE ELEGANCE	white	white	white	light grey	white	light grey
ANTHRACITE ELEGANCE	white	anthracite	anthracite	anthracite	anthracite	anthracite
BEIGE ELEGANCE	white	beige-grey	beige-grey	light grey	beige-grey	beige-grey
BEIGE LITE	white	beige-grey	white	light grey	beige-grey	beige-grey
ANTHRACITE LITE	white	anthracite	white	anthracite	anthracite	light grey

RIVIERATEX-COLOURS:

Anthracite (08)



Beige grey (09)



Light grey (06)



- Used for:
- hardtop covers
  - winter covers
  - cover of the entry step for portable spas

HARDTOP COVER / WINTER COVER



Hardtop cover, 4 parts



Winter cover as protection against pollution and rain

AMBIENT LIGHTING



ENTRY STEPS



Anthracite  
 A STR150720 (incl. protective cover)

Beige grey  
 A STR150730 (incl. protective cover)

White  
 A STR150710 (incl. protective cover)

The photos shown are simply examples and can only approximate to the actual appearance due to printing limitations. Your RivieraPool specialist retailer can show you the genuine colours.



## Production facilities in Geeste-Dalum and Trnava...



Date: 01.03.2024



[www.rivierapool.com](http://www.rivierapool.com)

# RivieraPool®

One of the leading  
manufacturers of  
prefabricated swimming  
and spas.  
bsw member.

